


SJ ELECTRO MECHANICAL
PumpMaster - (non mercury style)
Ideal for all potable water cistern applications




Order #	Volts	Switch Operation	List
15PMDWP	115	Pump Down	\$141.00
15PMUWP	115	Pump Up	\$141.00
15PMDWOP	115/230	Pump Down	\$124.00
15PMUWOP	115/230	Pump Up	\$124.00
20PMDWP	115	Pump Down	\$148.00
20PMUWP	115	Pump Up	\$148.00
20PMDWOP	115/230	Pump Down	\$131.00
20PMUWOP	115/230	Pump Up	\$131.00
20PMDWP230	230	Pump Down	\$152.00
20PMUWP230	230	Pump Up	\$152.00
30PMDWP	115	Pump Down	\$164.00
30PMUWP	115	Pump Up	\$164.00
30PMDWOP	115/230	Pump Down	\$147.00
30PMUWOP	115/230	Pump Up	\$147.00
50PMDWP	115	Pump Down	\$200.00
50PMUWP	115	Pump Up	\$200.00
50PMDWOP	115/230	Pump Down	\$184.00
50PMUWOP	115/230	Pump Up	\$184.00
50PMD230WP	230	Pump Down	\$203.00

*Max. pump running current 13 AMPS

*Max. pump starting current 85 AMPS

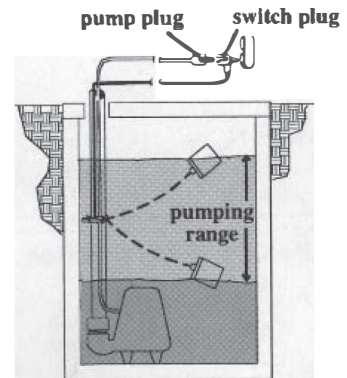
NOTE: Units without plugs may be used for direct wiring in either 120V or 230V applications within specified amp ratings. Pump Down is a Normally Open switch, Pump Up is a Normally Closed switch.



**Determining Pumping Range
(In Inches)**

tether length	3.5	6	10	14	18	22	24
pumping range	7	10	16	22	28	33	36

Use only as a guide. Pumping ranges are based on testing in non-turbulent conditions. Range may vary due to water temperature and cord shape.
Note: As the tether length increases, so does the variance of the pumping range.



2024




STANLEY PUMP SUPPLY LTD.
"Suppliers of Quality Water Well Products."

SJE PUMPMASTER™ PLUS Pump Switch


- Mechanically activated • Heavy duty contacts • Not sensitive to rotation • Not affected by turbulence
- Adjustable pumping range from 5.5 inches to 36 inches • Answers environmental concerns

Order #	Volts 60 Hz, Single Ph.	Max. Pump Running Current	Max. Pump String Current	Recommended Pump H.P.	List
20PMPDWP	120 VAC	15 amps	85	3/4 HP	\$190.00
20PMPD230WP	230 VAC	15 amps	85	2 HP or less	\$195.00
50PMPDWP	120 VAC	15 amps	85	3/4 HP	\$265.00
50PMPUWOP	120/230 VAC	15 amps	85	3/4 HP	\$250.00
50PMPUWP	120 VAC	15 amps	85	3/4 HP	\$265.00



SJE PUMPMASTER™ SPDT Pump Switch

30PMSPDWOP					\$152.00
------------	--	--	--	--	----------



SJWGHT	28 oz	\$22.00
SJWGHT-M	MINI	\$16.00

SJE S.J. ELECTRO SYSTEMS, INC.
Quality Liquid Level Controls & Alarms