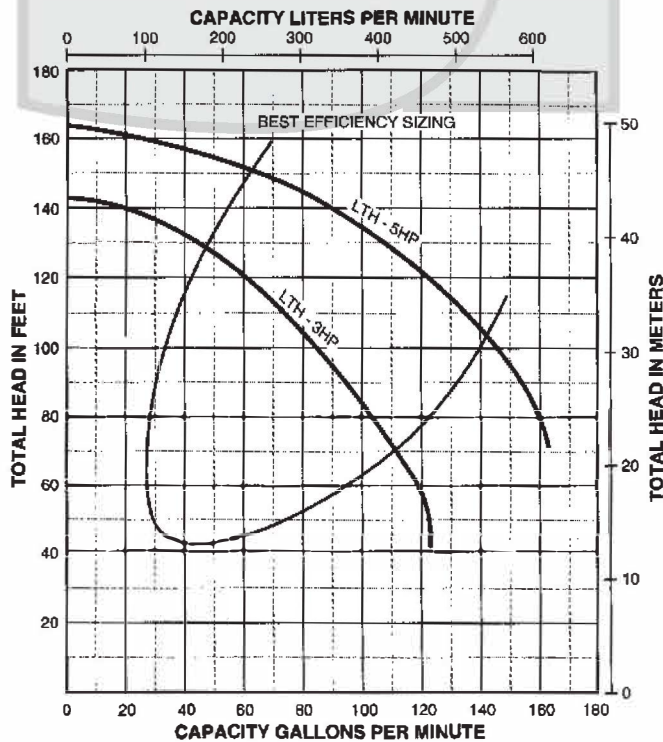


**SELF-PRIMING CENTRIFUGAL PUMPS LTH SERIES**

Pump Performance (capacity in Gallons Per Minute)								
LTH HIGH HEAD		Discharge		Suction Lift in Feet				
Number	HP	PSI	Feet Head	5	10	15	20	25
LTH - 3 \$5294.00	3	20	46.2	121	119	105	96	68
		30	69.3	106	103	98	92	66
		40	92.4	85	80	74	69	60
		50	115.5	58	51	42	32	13
LTH - 5 \$5408.00	5	20	46.2	162	161	152	138	98
		30	69.3	160	158	150	136	98
		40	92.4	146	141	136	130	96
		50	115.5	119	114	105	95	85
		60	138.6	81	70	55	30	-

**PUMP PERFORMANCE - LTH HIGH HEAD**



# 2025



## STANLEY PUMP SUPPLY LTD.

"Suppliers of Quality Water Well Products."

### SSHM - 2 SELF-PRIMING PUMP MORE WET, LESS SWEAT.

The Berkeley SSHM-2 Self-Priming Pump consistently delivers high-pressure performance without priming problems and delays. Designed for minimal electrical consumption and quiet operation, the SSHM-2 meets the high-flow and high-pressure challenges of the following demanding applications:

- Irrigation Systems
- Water Supply Systems
- Shower & Washing Systems
- Dewatering
- Heating & Air Conditioning Systems
- Fountains



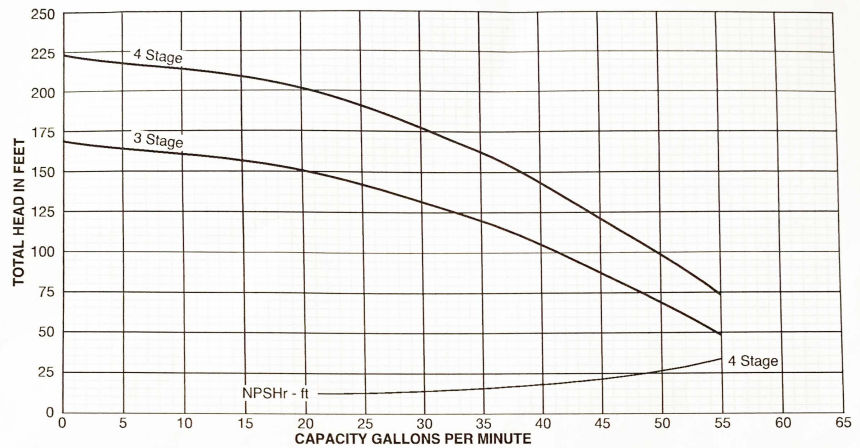
**Model SSHM - 2 List Price**  
**\$3175.00**

### BERKELEY® SSHM-2 Series

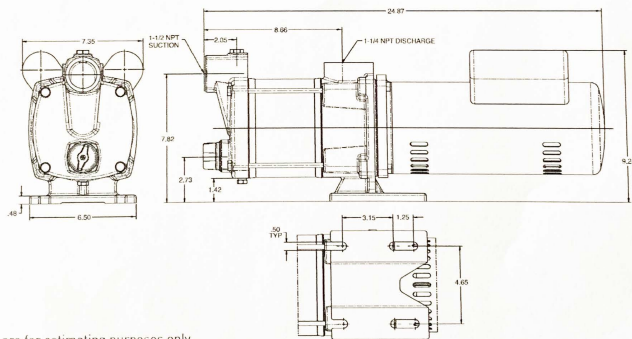
Multi-stage

#### PUMP PERFORMANCE

NOMINAL RPM: 3450, BASED ON FRESH WATER @ 68°F, MAXIMUM WORKING PRESSURE: 175 PSI



#### OUTLINE DIMENSIONS

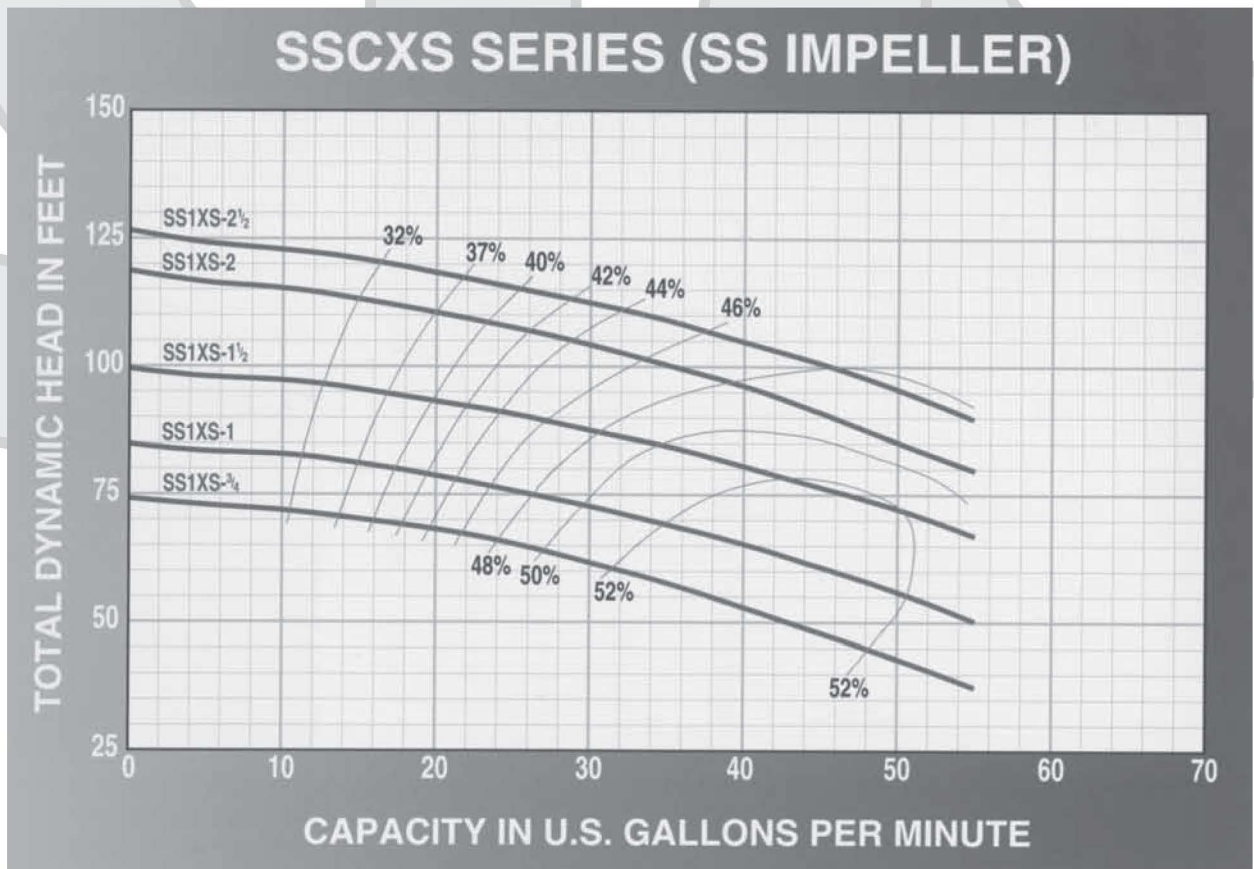


Dimensions [in inches] are for estimating purposes only.



**SSCX STAINLESS STEEL CENTRIFUGAL**  
**c/w S/S Impeller and Viton Seal**  
**Max Temp 250° F**

SS 1 X S - 3/4      **List**  
                                  \$2092.00



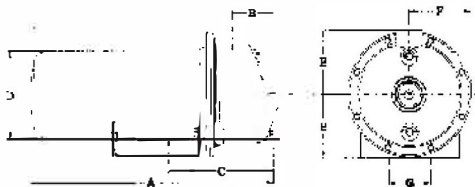
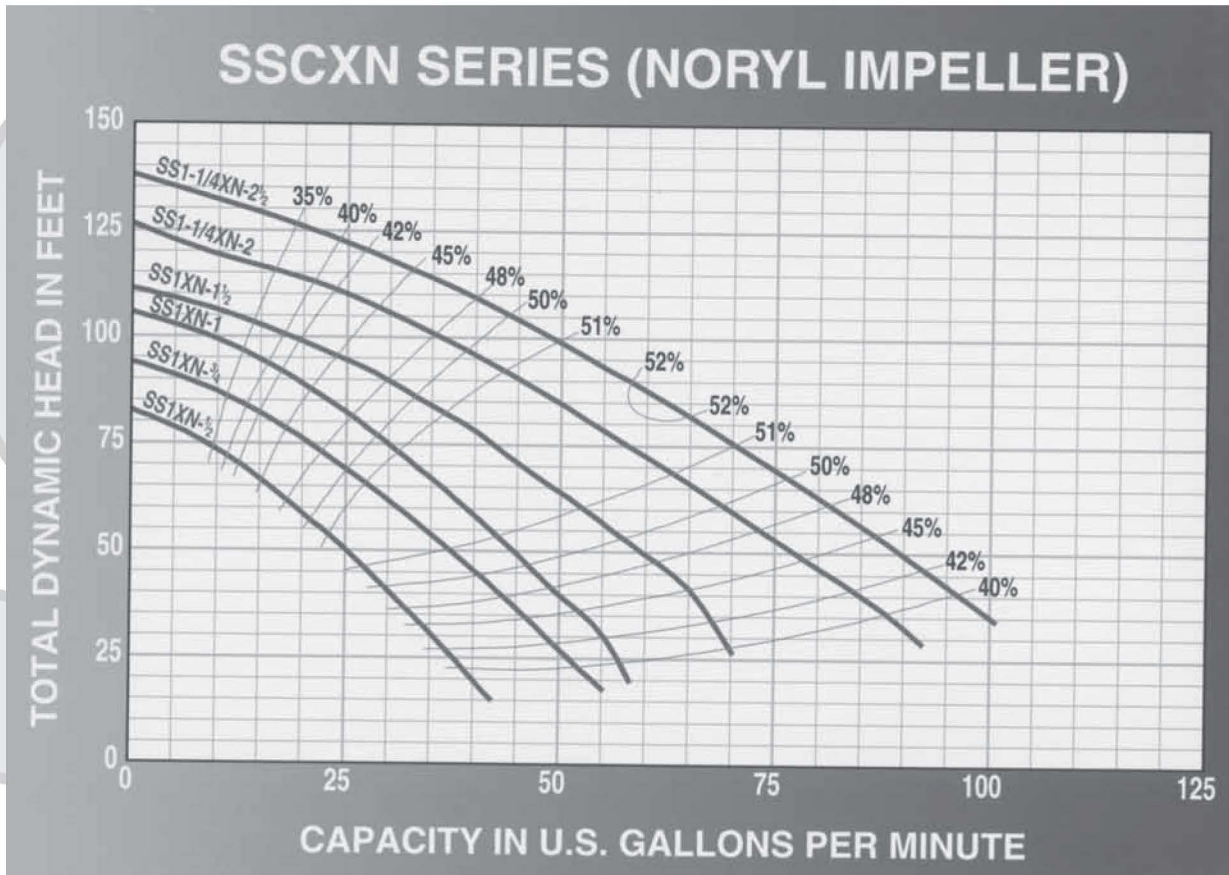
2025



STANLEY PUMP SUPPLY LTD.

"Suppliers of Quality Water Well Products."

**SSCX STAINLESS STEEL CENTRIFUGAL**  
**Noryl Impeller Max Temp 185° F**



SSCX ODP (Dimensions in Inches)

MODEL	HP	NPT SUCT	NPT DISCH.	A	A (3 ph.)	B	C	D	E	F	G	WEIGHT
SS1XN-1/2	1/2	1/4	1	13.2	13.5	2.43	8.51	5.83	4.13	4.06	4.876	29
SS1XN-3/4	3/4	1/4	1	13.2	13.5	2.43	8.51	5.83	4.13	4.06	4.875	38
SS1XN-1	1	1/4	1	14.2	14	2.43	8.51	5.83	4.13	4.06	4.875	47
SS1XN-1 1/2	1 1/2	1/4	1	14.5	14.5	2.43	8.51	5.83	4.13	4.06	4.875	62
SS1 1/2XN-2	2	1/2	1 1/4	16	15.7	2.63	8.71	5.83	4.13	4.06	4.875	77
SS1 1/4XN-2 1/2	2 1/2	1/2	1 1/4	18.9	18.4	2.63	8.71	5.83	4.13	4.06	4.875	80



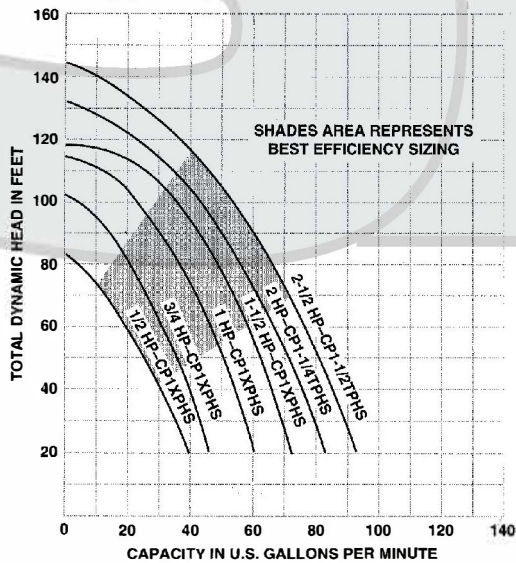


**GENERAL PURPOSE CENTRIFUGAL PUMPS**


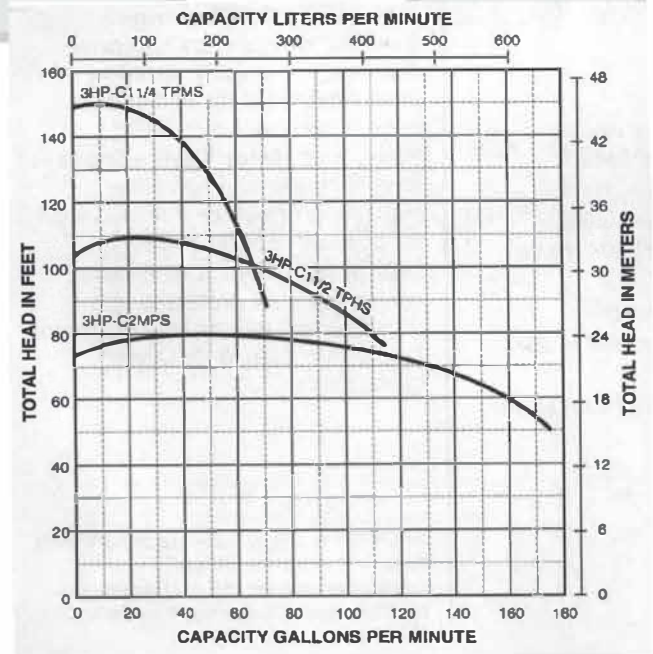
Model #	Impeller	H.P.	Volts	G.P.M.	Suc./Dis.	Head	S.O. P.S.I.	List
CB1X PHS-1/2	Bronze	1/2	115/230	36	1 1/4 x 1	84'	36	\$1617.00
CB1X PHS-3/4	Bronze	3/4	115/230	46	1 1/4 x 1	100'	43	\$1768.00
CB1X PHS-1	Bronze	1	115/230	60	1 1/4 x 1	113'	48	\$1966.00
CB1X PHS-1 1/2	Bronze	1 1/2	115/230	70	1 1/4 x 1	118	51	\$2210.00
CB1 1/4 TPHS-2	Bronze	2	230	82	1 1/2 x 1 1/4	132'	57	\$2631.00
* C1 1/4 TPMS-3	Bronze	3	230	70	1 1/2 x 1 1/4	150'	64	\$4953.00
* C1 1/2 TPHS-3	Bronze	3	230	112	2 X 1 1/2	104'	45	\$4684.00

**Pump Performance**

High Head



**Pump Performance**



# 2025



## STANLEY PUMP SUPPLY LTD.

"Suppliers of Quality Water Well Products."

# Fibreglass - Reinforced Thermoplastic Self-Priming Pumps

HP	Catalog Number	Pipe Tapping Sizes		Motor Voltage	Approx. Wt. Lbs.	List
		Suct.	Disch.			
1	BPDH10	2"	1-1/2"	115/230	38	\$1814.00
1-1/2	BPDH15	2"	1-1/2"	115/230	41	\$1996.00
2	BPDH20	2"	2"	230	52	\$2226.00
2-1/2"	BPDH25	2"	2"	230	54	\$2546.00

### WIRING CHART (Recommended Wire and Fuse Sizes)

Pump Model	HP	Volt	Max. Load Amps	Branch Fuse* Rating* Amps	DISTANCE IN FEET FROM MOTOR TO METER					
					0-50	51-100	101-200	201-300	301-400	401-500
					WIRE SIZE (AWG)					
BPDH10	1	115/230	14.8/7.4	20/15	12/14	12/14	8/14	6/14	6/12	4/10
BPDH15	1-1/2	115/230	19.2/9.6	25/15	10/14	10/14	8/14	6/12	4/10	4/10
BPDH20	2	230	12.0	15	14	14	14	12	10	10
BPDH25	2-1/2	230	12.0	15	14	14	14	12	10	10

## PUMP PERFORMANCE

Disch. Press. PSI	BPDH10 1 HP					BPDH15 1 1/2 HP					BPDH20 2 HP					BPDH25 2 1/2 HP				
	Distance Above Water																			
	5'	10'	15'	20'	25'	5'	10'	15'	20'	25'	5'	10'	15'	20'	25'	5'	10'	15'	20'	25'
Capacity — Gallons Per Minute																				
10	55	49	48	45		67	61	56	46		69	67	65	62	59	92	83	81	78	64
20	45	42	39	37		61	56	54	44		59	56	54	52	49	80	76	75	74	59
30	31	28	24	20		48	45	44	37		47	45	42	40	37	66	66	65	64	55
40	17	13	8			33	27	20	11		34	30	27	23	19	55	54	53	52	50
50											14	7				40	38	37	36	34

