



BRONZE BALL VALVES (600 PSI WOG) FULL PORT

Model #	Threaded	List
BBV25	1/4" F.I.P.	\$ 11.85
BBV38	3/8" F.I.P.	\$ 11.85
BBV50	1/2" F.I.P.	\$15.35
BBV75	3/4" F.I.P.	\$23.10
BBV100	1" F.I.P.	\$37.70
BBV125	1 1/4" F.I.P.	\$58.20
BBV150	1 1/2" F.I.P.	\$78.80
BBV200	2" F.I.P.	\$109.20
BBV300	3" F.I.P.	\$314.20



BRASS INSERT BALL VALVE

Model #		List
BBVI75	3/4"	\$63.40
BBVI100	1"	\$74.90
BBVI125	1 1/4"	\$127.20



2024



STANLEY PUMP SUPPLY LTD.
"Suppliers of Quality Water Well Products."

BRONZE SWING CHECKS

Model #	Threaded	List
BSC50	1/2" F.I.P.	\$19.35
BSC75	3/4" F.I.P.	\$25.60
BSC100	1" F.I.P.	\$33.75
BSC125	1 1/4" F.I.P.	\$56.95
BSC150	1 1/2" F.I.P.	\$73.70
BSC200	2" F.I.P.	\$121.45



BRONZE SEDIMENT FAUCETS (HOSE BIBB)

BSF50	1/2"	\$12.88
BSF75	3/4"	\$13.67



BRONZE GATE VALVES (200 PSI WOG) Solid Wedge Disc

Model #	Threaded	List
BGV25	1/4" F.I.P.	\$23.10
BGV38	3/8" F.I.P.	\$23.10
BGV50	1/2" F.I.P.	\$23.10
BGV75	3/4" F.I.P.	\$31.50
BGV100	1" F.I.P.	\$46.90
BGV125	1 1/4" F.I.P.	\$66.10



RED BRASS INSERT FITTINGS

BRASS MALE ADAPTERS

Model #	Size	List
BMA50	1/2"	\$16.80
BMA75	3/4"	\$17.50
BMA100	1"	\$31.60
BMA125	1 1/4"	\$36.90
BMA150	1 1/2"	\$44.80
BMA200	2"	\$80.90



BRASS MALE ADAPTERS - EXTRA LONG

BMAXL100	1" M.I.P. x 1" Insert	\$40.90
BMAXL125	1 1/4" M.I.P. x 1 1/4" Insert	\$53.70
BMAXL125-100	1 1/4" M.I.P. x 1" Insert	\$44.00
BMAXL200	2" M.I.P. x 2" Insert	\$96.00



BRASS INCREASING MALE ADAPTER

BMA75-100	3/4" M.I.P. x 1" Insert	\$21.80
BMA100-125	1" M.I.P. x 1 1/4" Insert	\$36.30
BMA100-150	1" M.I.P. x 1 1/2" Insert	\$42.55
BMA125-150	1 1/4" M.I.P. x 1 1/2" Insert	\$40.95



BRASS REDUCING MALE ADAPTER

BMA100-75	1" M.I.P. x 3/4" Insert	\$22.10
BMA125-100	1 1/4" M.I.P. x 1" Insert	\$34.00
BMA150-125	1 1/2" M.I.P. x 1 1/4" Insert	\$64.75

PRICES SUBJECT TO CHANGE WITHOUT NOTICE



BRASS INSERT COUPLING - EXTRA LONG

Model #	Size	List
BC100XL	1" Insert x 1" Insert	\$48.20
BC125XL	1 1/4" Insert x 1 1/4" Insert	\$72.40
BC150XL	1 1/2" Insert x 1 1/2" Insert	\$78.50
BC200XL	2" Insert x 2" Insert	\$123.20



BRASS INSERT COUPLING

BC50	1/2" Insert x 1/2" Insert	\$14.00
BC75	3/4" Insert x 3/4" Insert	\$21.50
BC100-75	1" Insert x 3/4" Insert	\$27.90
BC100	1" Insert x 1" Insert	\$26.75
BC125-100	1 1/4" Insert x 1" Insert	\$42.90
BC125	1 1/4" Insert x 1 1/4" Insert	\$39.70
BC150	1 1/2" Insert x 1 1/2" Insert	\$46.90
BC200	2" Insert x 2" Insert	\$70.00



BRASS FEMALE COMBINATION ELBOW

BFE100	1" F.I.P. x 1" Insert	\$48.40
BFE125	1 1/4" F.I.P. x 1 1/4" Insert	\$55.50
BFE125-100	1 1/4" F.I.P. x 1" Insert	\$53.90



BRASS FEMALE ADAPTERS

BFA50	1/2" F.I.P. x 1/2" Insert	\$20.20
BFA75	3/4" F.I.P. x 3/4" Insert	\$21.90
BFA100	1" F.I.P. x 1" Insert	\$34.70
BFA125	1 1/4" F.I.P. x 1 1/4" Insert	\$43.00
BFA150	1 1/2" F.I.P. X 1 1/2" Insert	\$51.90



BRASS UNION MALE ADAPTERS

BUMA100	1" M.I.P. x 1" Insert	\$63.70
BUMA125	1 1/4" M.I.P. x 1 1/4" Insert	\$67.70



RED BRASS INSERT FITTINGS


BRASS HYDRANT ELBOWS



Model #	Size	List
HL75-75	3/4" M.I.P. x 3/4" Insert	\$25.00
HL75-100	3/4" M.I.P. x 1" Insert	\$30.20
HL75-100L	3/4" M.I.P. x 1" Insert-Long	\$40.30
HL75-125	3/4" M.I.P. x 1 1/4" Insert	\$62.20
HL100	1" M.I.P. x 1" Insert	\$34.20
HL100L	1" M.I.P. x 1" Insert-Long	\$41.30
HL100-125	1" M.I.P. x 1 1/4" Insert	\$59.70
HL125	1 1/4" M.I.P. X 1 1/4" Insert	\$56.40

BRASS HYDRANT TEES

HT75	3/4" Insert x 3/4" Insert x 3/4" M.I.P.	\$37.60
HT75-100	1" Insert x 1" Insert x 3/4" M.I.P.	\$41.50
HT100	1" Insert x 1" Insert x 1" M.I.P.	\$48.40




BRASS INSERT ELBOWS



BE75	3/4" Insert x 3/4" Insert	\$23.40
BE100	1" Insert x 1" Insert	\$37.40
BE125	1 1/4" Insert x 1 1/4" Insert	\$58.80
BE150	1 1/2" Insert x 1 1/2" Insert	\$114.40

BRASS INSERT TEES

BT75	3/4" Insert x 3/4" Insert x 3/4" Insert	\$23.00
BT100	1" Insert x 1" Insert x 1" Insert	\$35.60
BT125	1 1/4" Insert x 1 1/4" Insert x 1 1/4" Insert	\$71.80



2024



STANLEY PUMP SUPPLY LTD.

"Suppliers of Quality Water Well Products."

RED BRASS PIPE NIPPLES

Order #	Size / Length	List
BN18-CL	1/8" CLOSE	\$ 4.05
BN18-150	1/8" x 1 1/2"	\$ 4.60
BN18-200	1/8" x 2"	\$ 5.05
BN25-CL	1/4" x CLOSE	\$ 4.60
BN25-150	1/4" x 1 1/2"	\$ 5.25
BN25-200	1/4" x 2"	\$ 5.90
BN25-250	1/4" x 2 1/2"	\$ 6.80
BN25-300	1/4" x 3"	\$ 7.40
BN25-350	1/4" x 3 1/2"	\$ 8.40
BN25-400	1/4" x 4"	\$ 9.40
BN25-600	1/4" x 6"	\$ 13.15
BN38-CL	3/8" x CLOSE	\$ 5.05
BN38-150	3/8" x 1 1/2"	\$ 5.55
BN38-200	3/8" x 2"	\$ 6.40
BN38-300	3/8" x 3"	\$ 8.80
BN50-CL	1/2" x CLOSE	\$ 5.95
BN50-150	1/2" x 1 1/2"	\$ 7.05
BN50-200	1/2" x 2"	\$ 8.40
BN50-250	1/2" x 2 1/2"	\$ 10.05
BN50-300	1/2" x 3"	\$ 11.55
BN50-400	1/2" x 4"	\$15.40
BN50-500	1/2" x 5"	\$18.40
BN75-CL	3/4" x CLOSE	\$ 8.65
BN75-150	3/4" x 1 1/2"	\$ 9.10
BN75-200	3/4" x 2"	\$ 10.95
BN75-250	3/4" x 2 1/2"	\$ 12.80
BN75-300	3/4" x 3"	\$ 14.60
BN75-350	3/4" x 3 1/2"	\$16.70
BN75-400	3/4" x 4"	\$18.70
BN75-500	3/4" x 5"	\$22.95
BN75-550	3/4" x 5 1/2"	\$25.65
BN75-600	3/4" x 6"	\$27.90



Order #	Size / Length	List
BN100-CL	1" x CLOSE	\$ 13.15
BN100-200	1" x 2"	\$15.70
BN100-250	1" x 2 1/2"	\$18.60
BN100-300	1" x 3"	\$21.00
BN100-350	1" x 3 1/2"	\$24.80
BN100-400	1" x 4"	\$27.75
BN100-450	1" x 4 1/2"	\$30.60
BN100-500	1" x 5"	\$33.30
BN100-550	1" x 5 1/2"	\$36.60
BN100-600	1" x 6"	\$39.75
BN100-700	1" x 7"	\$44.50
BN100-800	1" x 8"	\$51.00
BN100-1000	1" X 10"	\$90.65
BN125-CL	1 1/4" x CLOSE	\$19.35
BN125-200	1 1/4" x 2"	\$22.05
BN125-250	1 1/4" x 2 1/2"	\$26.55
BN125-300	1 1/4" x 3"	\$31.05
BN125-350	1 1/4" x 3 1/2"	\$36.25
BN125-400	1 1/4" x 4"	\$40.80
BN125-450	1 1/4" x 4 1/2"	\$45.30
BN125-500	1 1/4" x 5"	\$48.30
BN125-550	1 1/4" x 5 1/2"	\$54.30
BN125-600	1 1/4" x 6"	\$58.75
BN150-CL	1 1/2" x Close	\$23.80
BN150-200	1 1/2" x 2"	\$26.05
BN150-300	1 1/2" x 3"	\$35.80
BN150-400	1 1/2" x 4"	\$47.35
BN200-CL	2" x Close	\$36.80
BN200-300	2" x 3"	\$46.30
BN200-400	2" x 4"	\$60.55
BN200-500	2" x 5"	\$73.40
BN200-600	2" x 6"	\$87.60
BN300-350	3" x 3 1/2"	\$165.25
BN300-400	3" x 4"	\$183.85
BN300-600	3" x 6"	\$256.60




PRICES SUBJECT TO CHANGE WITHOUT NOTICE



BRASS HEX BUSHINGS

Order #	Size	List	Order #	Size	List
BB25-18	1/4" x 1/8"	\$ 5.55	BB125-25	1 1/4" x 1/4"	\$40.90
BB38-18	3/8" x 1/8"	\$7.25	BB125-38	1 1/4" x 3/8"	\$40.90
BB38-25	3/8" x 1/4"	\$ 5.55	BB125-50	1 1/4" x 1/2"	\$25.55
BB50-18	1/2" x 1/8"	\$ 7.80	BB125-75	1 1/4" x 3/4"	18.05
BB50-25	1/2" x 1/4"	\$ 6.00	BB125-100	1 1/4" x 1"	\$18.05
BB50-38	1/2" x 3/8"	\$ 6.00	BB150-50	1 1/2" x 1/2"	\$34.30
BB75-18	3/4" x 1/8"	\$11.00	BB150-75	1 1/2" x 3/4"	\$32.95
BB75-25	3/4" x 1/4"	\$ 10.55	BB150-100	1 1/2" x 1"	\$25.50
BB75-38	3/4" x 3/8"	\$ 7.55	BB150-125	1 1/2" x 1 1/4"	\$24.50
BB75-50	3/4" x 1/2"	\$ 7.55	BB200-50	2" x 1/2"	49.90
BB100-25	1" x 1/4"	\$15.70	BB200-75	2" x 3/4"	\$49.90
BB100-38	1" x 3/8"	\$ 15.70	BB200-100	2" x 1"	\$47.95
BB100-50	1" x 1/2"	\$ 10.50	BB200-125	2" x 1 1/4"	\$32.25
BB100-75	1" x 3/4"	\$ 10.55	BB200-150	2" x 1 1/2"	\$32.25
			BB250-200	2 1/2" x 2"	\$91.00
			BB300-200	3" x 2"	\$161.90



PRICES SUBJECT TO CHANGE WITHOUT NOTICE



2024



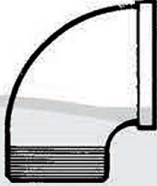
STANLEY PUMP SUPPLY LTD.

"Suppliers of Quality Water Well Products."

RED BRASS PIPE FITTINGS

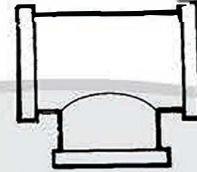
STREET ELBOWS 90°

Order #	Size	List
BSE18	1/8"	\$ 11.20
BSE25	1/4"	\$ 11.20
BSE38	3/8"	\$ 11.20
BSE50	1/2"	\$ 12.10
BSE75	3/4"	\$16.45
BSE100	1"	\$27.05
BSE125	1 1/4"	\$49.45
BSE150	1 1/2"	\$53.90
BSE200	2"	\$91.35
BSE300	3"	\$393.75



TEES

Order #	Size	List
BTEE18	1/8"	\$ 9.75
BTEE25	1/4"	\$ 9.75
BTEE38	3/8"	\$ 9.75
BTEE50	1/2"	\$ 10.50
BTEE75	3/4"	\$ 15.05
BTEE100	1"	\$27.05
BTEE125	1 1/4"	\$46.35
BTEE150	1 1/2"	\$52.40
BTEE200	2"	\$86.80
BTEE300	3"	\$418.25



REDUCING ELBOW 90°

BRE75-50	3/4" x 1/2"	\$19.50
BRE100-50	1" x 1/2"	\$34.05
BRE100-75	1" x 3/4"	\$34.05
BRE125-100	1 1/4" x 1"	\$51.75
BRE150-100	1 1/2" x 1"	\$66.05
BRE150-125	1 1/2" x 1 1/4"	\$66.05

REDUCING TEES

BRTEE 75-75-50	\$18.05
BRTEE 100-75-100	\$50.00
BRTEE 100-100-75	\$50.00
BRTEE 125-125-100	\$71.40

ELBOWS 90°

BE9018	1/8"	\$ 8.45
BE9025	1/4"	\$ 8.45
BE9038	3/8"	\$ 8.45
BE9050	1/2"	\$ 9.10
BE9075	3/4"	\$ 12.10
BE90100	1"	\$19.45
BE90125	1 1/4"	\$31.45
BE90150	1 1/2"	\$39.00
BE90200	2"	\$62.90
BE90300	3"	\$311.50

CAPS

BCAP25	1/4"	\$ 5.65
BCAP38	3/8"	\$ 5.65
BCAP50	1/2"	\$ 6.10
BCAP75	3/4"	\$ 7.95
BCAP100	1"	\$ 13.60
BCAP125	1 1/4"	\$23.95
BCAP150	1 1/2"	\$31.45



PRICES SUBJECT TO CHANGE WITHOUT NOTICE



RED BRASS PIPE FITTINGS

COUPLINGS

Order #	Size	List
BCPL18	1/8"	\$ 7.00
BCPL25	1/4"	\$ 7.00
BCPL38	3/8"	\$ 7.00
BCPL50	1/2"	\$ 7.55
BCPL75	3/4"	\$ 10.60
BCPL100	1"	\$ 18.00
BCPL125	1 1/4"	\$ 29.95
BCPL150	1 1/2"	\$ 39.00
BCPL200	2"	\$ 64.35
BCPL300	3"	\$200.75

STREET ELBOWS 45°

Order #	Size	List
BSE4518	1/8"	\$ 12.30
BSE4525	1/4"	\$ 12.30
BSE4550	1/2"	\$ 13.30
BSE45100	1"	\$32.20

ELBOWS 45°

BE4518	1/8"	\$ 9.25
BE4525	1/4"	\$ 9.25
BE4538	3/8"	\$ 9.25
BE4550	1/2"	\$ 9.95
BE4575	3/4"	\$ 15.10
BE45100	1"	\$25.50
BE45125	1 1/4"	\$40.50

REDUCER COUPLINGS

Order #	Size	List
BRC38-25	3/8" x 1/4"	\$ 8.30
BRC50-25	1/2" x 1/4"	\$ 9.00
BRC50-38	1/2" x 3/8"	\$ 9.00
BRC75-25	3/4" x 1/4"	\$ 16.50
BRC75-38	3/4" x 3/8"	\$ 12.10
BRC75-50	3/4" x 1/2"	\$ 12.10
BRC100-25	1" x 1/4"	\$ 27.05
BRC100-38	1" x 3/8"	\$ 27.05
BRC100-50	1" x 1/2"	\$ 20.00
BRC100-75	1" x 3/4"	\$ 20.00
BRC125-50	1 1/4" x 1/2"	\$ 43.454
BRC125-75	1 1/4" x 3/4"	\$ 39.00
BRC125-100	1 1/4" x 1"	\$ 39.00
BRC150-75	1 1/2" x 3/4"	\$ 53.90
BRC150-100	1 1/2" x 1"	\$ 49.45
BRC150-125	1 1/2" x 1 1/4"	\$ 49.45

BRC200-75	2" x 3/4"	\$ 80.80
BRC200-100	2" x 1"	\$ 80.80
BRC200-125	2" x 1 1/4"	\$ 76.45
BRC200-150	2" x 1 1/2"	\$ 76.45
BRC300-200	3" x 2"	\$308.25

PRICES SUBJECT TO CHANGE WITHOUT NOTICE



2024



STANLEY PUMP SUPPLY LTD.

"Suppliers of Quality Water Well Products."

RED BRASS PIPE FITTINGS

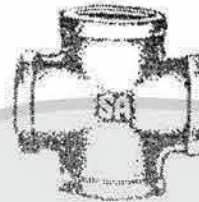
PLUGS

CROSS

Order #	Size	List
BP18	1/8"	\$ 6.95
BP25	1/4"	\$6.95
BP38	3/8"	\$ 6.95
BP50	1/2"	\$ 6.30
BP75	3/4"	\$ 7.55
BP100	1"	\$ 12.05
BP125	1 1/4"	\$16.35
BP150	1 1/2"	\$21.10
BP200	2"	\$34.50

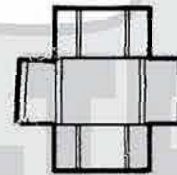


Order #	Size	List
BCR25	1/4"	\$18.55
BCR38	3/8"	\$18.55
BCR50	1/2"	\$24.80
BCR75	3/4"	\$35.35
BCR100	1"	\$56.75



UNIONS

Order #	Size	List
BU18	1/8"	\$22.15
BU25	1/4"	\$22.05
BU38	3/8"	\$22.05
BU50	1/2"	\$23.95
BU75	3/4"	\$33.00
BU100	1"	\$43.40
BU125	1 1/4"	\$62.90
BU150	1 1/2"	\$74.90
BU200	2"	\$115.25



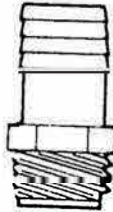
PRICES SUBJECT TO CHANGE WITHOUT NOTICE



NYLON INSERT FITTING

NYLON MALE ADAPTERS

Order #	Size	List
NMA50	1/2"	\$ 1.10
NMA75	3/4"	\$ 2.20
NMA100	1"	\$ 2.20
NMA125	1 1/4"	\$ 3.25
NMA150	1 1/2"	\$ 4.35
NMA200	2"	\$ 7.60



NYLON REDUCING MALE ADAPTERS

Order #	Size	List
NMA125-100	1 1/4" x 1"	\$ 3.25
NMA150-100	1 1/2" x 1"	\$ 3.25
NMA150-125	1 1/2" x 1 1/4"	\$ 3.25
NMA200-150	2" x 1 1/2"	\$ 4.35



NYLON INSERT COUPLINGS

Order #	Size	List
NC50	1/2"	\$ 1.10
NC75	3/4"	\$ 1.10
NC100	1"	\$ 2.20
NC125	1 1/4"	\$ 4.35
NC150	1 1/2"	\$ 5.40
NC200	2"	\$ 6.50

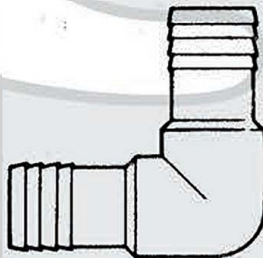


NYLON REDUCER COUPLING

Order #	Size	List
NRC75-50	3/4" x 1/2"	\$ 1.10
NRC100-50	1" x 1/2"	\$ 2.20
NRC100-75	1" x 3/4"	\$ 2.20
NRC125-75	1 1/4" x 3/4"	\$ 2.20
NRC125-100	1 1/4" x 1"	\$ 3.25
NRC150-100	1 1/2" x 1"	\$ 3.25
NRC150-125	1 1/2" x 1 1/4"	\$ 3.25
NRC200-100	2" x 1"	\$ 4.35
NRC200-125	2" x 1 1/4"	\$ 4.35
NRC200-150	2" x 1 1/2"	\$ 4.35

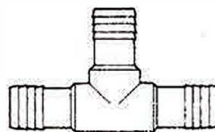


NYLON INSERT ELBOWS 90°




NE50	1/2"	\$2.20
NE75	3/4"	\$2.20
NE100	1"	\$3.25
NE125	1 1/4"	\$5.40
NE150	1 1/2"	\$ 7.60
NE200	2"	\$ 10.80

NYLON INSERT TEES



NT75	3/4"	\$3.25
NT100	1"	\$5.40
NT125	1 1/4"	\$8.65
NT150	1 1/2"	\$8.65
NT200	2"	\$ 11.90


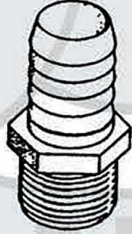

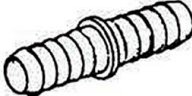
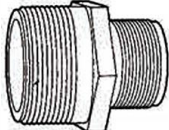
NYLON COMBINATION ELBOWS 90°



NCE50	1/2" M.I.P. x 1/2" Insert	\$ 2.20
NCE75	3/4" M.I.P. x 3/4" Insert	\$ 2.20
NCE100	1" M.I.P. x 1" Insert	\$ 3.25
NCE125	1 1/4" M.I.P. x 1 1/4" Insert	\$ 4.35
NCE150	1 1/2" M.I.P. x 1 1/2" Insert	\$ 4.35





60830N	3/4" M.I.P. x 3/4" Hose Barb		\$ 2.00
60840N	3/4" M.I.P. x 1" Hose Barb		\$ 2.45
60850N	3/4" M.I.P. x 1 1/4" Hose Barb		\$ 4.75
60900N	1" M.I.P. x 1" Hose Barb		\$ 2.75
60910N	1" M.I.P. x 1 1/4" Hose Barb		\$ 5.75
60930N	1 1/4" M.I.P. x 1 1/4" Hose Barb		\$ 5.75
60940N	1 1/4" M.I.P. x 1 1/2" Hose Barb		\$ 6.35
60950N	1 1/2" M.I.P. x 1 1/2" Hose Barb		\$ 6.40
60960N	1 1/2" M.I.P. x 1 1/4" Hose Barb		\$ 6.70
60970N	2" M.I.P. x 2" Hose Barb		\$ 8.60
60410N	3/4" M.I.P. x 1" 90° Elbow		\$ 3.25
60470P	1 1/4" M.I.P. x 1" Hose Elbow		\$ 6.75
60480N	1 1/4" M.I.P. x 1 1/4" Hose Elbow		\$ 6.95
60524N	1 1/4" HOSE x 1 1/4" Hose Elbow		\$10.55
60530N	1 1/2" HOSE x 1 1/2" Hose Elbow		\$10.90
61065N	1 1/4" Hose Barb x 1 1/4" Hose Barb Coupling		\$ 4.40
61070N	1 1/2" Hose Barb x 1 1/2" Hose Barb Coupling		\$ 9.10
61075N	2" Hose Barb x 2" Hose Barb Coupling		\$17.90
61910N	3/4" FGHT x 3/4" FPT Adapter		\$ 5.30



2024




STANLEY PUMP SUPPLY LTD.

"Suppliers of Quality Water Well Products."

POLY FITTINGS

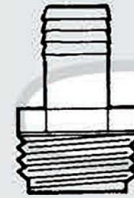
POLY INCREASING MALE ADAPTER

Order #	Size	List
PMA75-100	3/4" M.I.P. x 1" Insert	\$ 4.25
PMA100-125	1" M.I.P. x 1 1/4" Insert	\$ 7.50
PMA125-150	1 1/4" M.I.P. x 1 1/2" Insert	\$ 11.80
PMA150-200	1 1/2" M.I.P. x 2" Insert	\$15.20



POLY REDUCING MALE ADAPTERS

PMA125-100	1 1/4" M.I.P. x 1" Insert	\$ 3.00
PMA150-100	1 1/2" M.I.P. x 1" Insert	\$ 3.50
PMA150-125	1 1/2" M.I.P. x 1 1/4" Insert	\$ 3.65




POLY MALE ADAPTERS

PMA100	1"	\$ 1.20
PMA125	1 1/4"	\$ 2.05
PMA150	1 1/2"	\$ 2.30
PMA200	2"	\$ 3.35

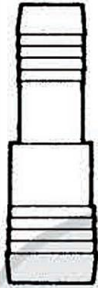


POLY INSERT COUPLINGS

PC75	3/4"	\$.95
PC100	1"	\$ 1.30
PC125	1 1/4"	\$ 1.80
PC200	2"	\$ 3.35



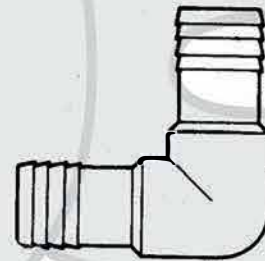
POLY FITTINGS
POLY REDUCING COUPLING



Order #	Size	List
PRC150-75	1 1/2" Insert x 3/4" Insert	\$ 8.65
PRC200-150	2" Insert x 1 1/2" Insert	\$ 8.65

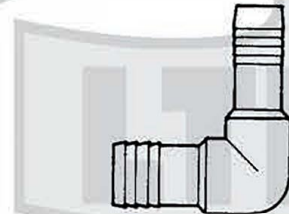
POLY INSERT ELBOWS 90°

PE50	1/2"	\$ 1.50
PE100	1"	\$ 2.00
PE125	1 1/4"	\$ 2.50



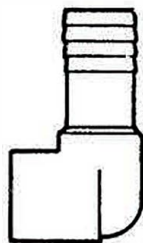
POLY REDUCING INSERT ELBOW

PRE125-100	1 1/4" Insert x 1" Insert	\$ 8.25
PRE150-125	1 1/2" Insert x 1 1/4" Insert	\$ 9.30



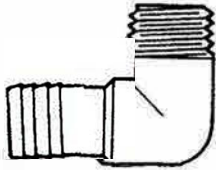
POLY FEMALE COMBINATION ELBOW 90°

PFCE75-100	3/4" F.I.P. x 1" Insert	\$ 3.75
PFCE100-100	1" F.I.P. x 1" Insert	\$ 4.15
PFCE125-125	1 1/4" F.I.P. x 1 1/4" Insert	\$ 8.20
PFCE150-150	1 1/2" F.I.P. x 1 1/2" Insert	\$ 9.90



POLY FITTINGS

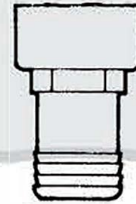
POLY COMBINATION ELBOW 90°



Order #	Size	List
PCE100	1" M.I.P. x 1" Insert	\$ 3.75
PCE125	1 1/4" M.I.P. x 1 1/4" Insert	\$ 4.90
PCE150	1 1/2" M.I.P. x 1 1/2" Insert	\$ 6.60

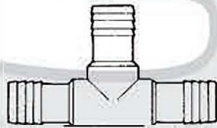
POLY FEMALE ADAPTERS

PFA100	1" F.I.P. x 1" Insert	\$ 7.05
PFA125	1 1/4" F.I.P. x 1 1/4" Insert	\$ 8.65
PFA150	1 1/2" F.I.P. x 1 1/2" Insert	\$ 12.50



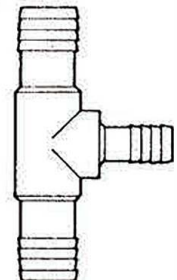
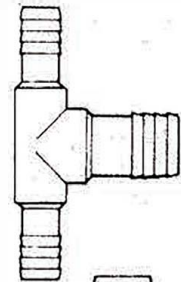
POLY INSERT TEES

PT50	1/2"	\$ 1.65
PT75	3/4"	\$ 1.95
PT100	1"	\$ 3.00
PT125	1 1/4"	\$ 3.30
PT150	1 1/2"	\$ 4.45
PT200	2"	\$ 6.35



POLY REDUCING INSERT TEE

PRT100-100-75	1" Ins x 1" Ins x 3/4" Ins	\$ 5.95
PRT150-125-125	1 1/2" Ins x 1 1/4" Ins x 1 1/4" Ins	\$14.15
PRT150-150-125	1 1/2" Ins x 1 1/2" Ins x 1 1/4" Ins	\$14.15





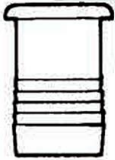
POLY FITTINGS

POLY COMBINATION REDUCING TEE



Order #	Size	List
PFCRT100-100-50	1" Ins x 1" Ins x 1/2" F.I.P.	\$ 5.15
PFCRT100-100-75	1" Ins x 1" Ins x 3/4" F.I.P.	\$ 5.15
PFCRT150-150-50	1 1/2" Ins x 1 1/2" Ins x 1/2" F.I.P.	\$15.95
PFCRT150-150-100	1 1/2" Ins x 1 1/2" Ins x 1" F.I.P.	\$18.85
PFCRT200-200-75	2" Ins x 2" Ins x 3/4" F.I.P.	\$20.50
PFCRT200-200-100	2" Ins x 2" Ins x 1" F.I.P.	\$23.70

POLY INSERT PLUG



PP100	1"	\$ 4.00
PP125	1 1/4"	\$ 4.00
PP150	1 1/2"	\$ 5.50
PP200	2"	\$ 9.50



2024



STANLEY PUMP SUPPLY LTD.

"Suppliers of Quality Water Well Products."

SCHEDULE 40 WHITE PVC FITTINGS

PVC / NYLON BUSHINGS

Order #	Size	List
SB25-18N	1/4" x 1/8" Nylon	\$ 2.45
SB38-25	3/8" x 1/4"	\$ 4.75
SB50-25	1/2" x 1/4"	\$ 4.75
SB50-38	1/2" x 3/8"	\$ 4.75
SB75-18N	3/4" x 1/8	\$ 4.05
SB75-25	3/4" x 1/4"	\$ 3.05
SB75-38	3/4" x 3/8"	\$ 3.05
SB75-38N	3/4" x 3/8" Nylon	\$ 3.55
SB75-50	3/4" x 1/2"	\$ 3.05
SB100-50	1" x 1/2"	\$ 4.05
SB100-75	1" x 3/4"	\$ 4.05
SB125-50	1 1/4" x 1/2"	\$ 6.30
SB125-75	1 1/4" x 3/4"	\$ 6.30
SB125-100	1 1/4" x 1"	\$ 6.30
SB150-50	1 1/2" x 1/2"	\$ 7.50
SB150-75	1 1/2" x 3/4"	\$ 7.50
SB150-100	1 1/2" x 1"	\$ 7.50
SB150-125	1 1/2" x 1 1/4"	\$ 7.50
SB200-100	2" x 1" 	\$ 8.05
SB200-125	2" x 1 1/4"	\$ 8.05
SB200-150	2" x 1 1/2"	\$ 8.05

PVC UNION w/ O-RING


Order #	Size	List
SU50	1/2"	\$ 11.10
SU75	3/4"	\$18.25
SU100	1"	\$24.75
SU125	1 1/4"	\$43.95
SU150	1 1/2"	\$44.55
SU200	2"	\$54.75

PVC / NYLON COUPLINGS

ORDER #	SIZE	LIST
SCPL38N	3/8" Nylon	\$ 7.40
SCPL50	1/2" SCH40 	\$ 1.60
SCPL75	3/4" SCH40	\$ 2.60
SCPL100	1" SCH40	\$ 3.50
SCPL125	1 1/4" SCH40	\$7.90
SCPL125N	1 1/4" Nylon	\$11.30


REDUCER COUPLING - NYLON

ORDER #	SIZE	LIST
SRC38-25N	3/8" x 1/4"	\$ 6.95
SRC50-38N	1/2" x 3/8"	\$ 8.10



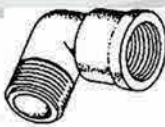
PVC ELBOWS 90° F.I.P.

ORDER #	SIZE	LIST
SE9050	1/2"	\$ 2.60
SE9075	3/4"	\$ 3.75
SE90100	1"	\$ 7.75
SE90125	1 1/4"	\$ 8.30
SE90150	1 1/2"	\$ 10.20
SE90200	2"	\$15.50



PVC STREET ELBOWS 90° M.I.P. x F.I.P.

ORDER #	SIZE	LIST
SSE50	1/2"	\$ 3.15
SSE75	3/4"	\$ 3.75
SSE100	1"	\$ 6.30
SSE125	1 1/4"	\$ 7.75
SSE150	1 1/2"	\$ 8.35
SSE200	2"	\$15.75



PVC CAPS F.I.P.

ORDER #	SIZE	LIST
SCAP-50	1/2"	\$ 2.20
SCAP-75	3/4"	\$ 2.40
SCAP-100	1"	\$ 3.50
SCAP-125	1 1/4"	\$ 4.10
SCAP-150	1 1/2"	\$ 4.25
SCAP-200	2"	\$ 7.35
SCAP-300	3"	\$13.95






SCHEDULE 40 WHITE PVC PIPE FITTINGS

PVC PLUGS

Order #	Size	List	Order #	Size	List
SP38	3/8"	\$ 9.95	SP125	1 1/4"	\$ 5.25
SP50	1/2"	\$ 2.85	SP150	1 1/2"	\$ 5.55
SP75	3/4"	\$ 3.15	SP200	2"	\$ 7.00
SP100	1"	\$ 4.85			

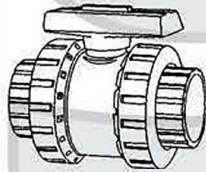


PVC TEES



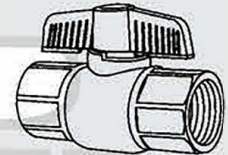
STEE50	1/2"	\$ 4.60
STEE75	3/4"	\$ 7.30
STEE100	1"	\$ 10.00
STEE125	1 1/4"	\$13.75
STEE150	1 1/2"	\$14.10
STEE200	2"	\$18.55

PVC BALL VALVE



UNION

PBV25	1/4"	\$ 20.00
PBV50	1/2"	\$ 15.05
PBV75	3/4"	\$ 18.05
PBV100	1"	\$ 24.15
PBV125	1 1/4"	\$ 32.05
PBV150	1 1/2"	\$ 50.85
PBV200	2"	\$ 63.25
PBVU100 (Union)	1"	\$ 80.65
PBVU125 (Union)	1 1/4"	\$ 122.05
PBVU150 (Union)	1 1/2"	\$ 136.60
PBVU200 (Union)	2"	\$188.05
PBVU300 (Union)	3"	\$607.75
PBVU400 (Union)	4"	\$1010.70



PVC EPDM

PVC BULKHEAD



PB50	1/2"	\$ 21.40
PB75	3/4"	\$ 21.40
PB100	1"	\$ 27.85
PB125	1 1/4"	\$ 30.90
PB150	1 1/2"	\$ 45.70
PB200	2"	\$ 47.50
PB300	3"	\$ 98.00
PB400	4"	\$267.70



2024



STANLEY PUMP SUPPLY LTD.

"Suppliers of Quality Water Well Products."

SCHEDULE 80

SCH 80 TBE PIPE NIPPLES

Order #	Size/Length	List
SN25-CL	1/4" x CLOSE	\$ 5.40
SN25-150	1/4" x 1 1/2"	\$ 6.00
SN25-200	1/4" x 2"	\$ 6.00
SN25-300	1/4" x 3"	\$ 8.85
SN25-400	1/4" x 4"	\$ 11.80
SN38-CL	3/8" x CLOSE	\$ 5.40
SN38-150	3/8" x 1 1/2"	\$ 5.40
SN38-200	3/8" x 2"	\$ 7.00
SN38-300	3/8" x 3"	\$ 9.65
SN50-CL	1/2" x CLOSE	\$ 6.70
SN50-150	1/2" x 1 1/2"	\$ 6.70
SN50-200	1/2" x 2"	\$ 7.00
SN50-300	1/2" x 3"	\$ 7.85
SN50-400	1/2" x 4"	\$ 8.60
SN50-500	1/2" x 5"	\$ 9.75
SN75-CL	3/4" x CLOSE	\$ 7.00
SN75-150	3/4" x 1 1/2"	\$ 7.00
SN75-200	3/4" x 2"	\$ 7.00
SN75-300	3/4" x 3"	\$ 7.85
SN75-400	3/4" x 4"	\$ 8.95
SN75-600	3/4" x 6"	\$ 12.75
SN100-CL	1" x CLOSE	\$ 8.95
SN100-200	1" x 2"	\$ 9.75
SN100-300	1" x 3"	\$ 11.65
SN100-400	1" x 4"	\$ 12.75
SN100-450	1" x 4 1/2"	\$ 14.00
SN100-500	1" x 5"	\$ 15.50
SN100-600	1" x 6"	\$ 17.55
SN100-800	1" x 8"	\$ 20.45
SN125-CL	1 1/4" x CLOSE	\$ 12.75
SN125-200	1 1/4" x 2"	\$ 13.25
SN125-300	1 1/4" x 3"	\$ 14.95
SN125-400	1 1/4" x 4"	\$ 17.15
SN125-600	1 1/4" x 6"	\$ 21.40
SN125-800	1 1/4" x 8"	\$ 25.75
SN125-1000	1 1/4" x 10"	\$ 30.25
SN150-CL	1 1/2" x CLOSE	\$ 14.00
SN150-200	1 1/2" x 2"	\$ 15.50
SN150-300	1 1/2" x 3"	\$ 17.55
SN150-600	1 1/2" x 6"	\$ 25.17
SN150-1000	1 1/2" x 10"	\$ 36.05
SN200-CL	2" x CLOSE	\$ 17.90
SN200-400	2" x 4"	\$ 29.40
SN200-600	2" x 6"	\$ 39.25
SN300-CL	3" x Close	\$ 81.909

SCH 80 REDUCING PIPE NIPPLES TBE

Order #	Size/Length	List
SRN38-25	3/8" x 1/4"	\$ 1.90
SRN100-75	1" x 3/4"	\$ 7.35
SRN125-100	1 1/4" x 1"	\$ 7.70
SRN150-125	1 1/2" x 1 1/4"	\$ 8.20

SCH80 COUPLING F.I.P.T.

Order #	Size/Length	List
SCPL12580	1 1/4"	\$19.55
SCPL15080	1 1/2"	\$44.55
SCPL20080	2"	\$46.80

SCH80 90° ELBOW F.I.P.T.

Order #	Size/Length	List
SE907580	3/4"	\$14.60
SE9010080	1"	\$17.80

SCH 80 ELBOWS 45° F.I.P.

Order #	Size/Length	List
SE457580	3/4"	\$20.40
SE4510080	1"	\$25.35
SE4512580	1 1/4"	\$39.35

SCH 80 CROSS


Order #	Size/Length	List
SCR100N	1"	\$52.50

SCH80 TEE F.I.P.T.

Order #	Size/Length	List
STEE7580	3/4"	\$18.45
STEE10080	1"	\$41.10

SCH80 PLUG

Order #	Size/Length	List
SP25	1/4"	\$ 9.95
SP7580	3/4"	\$ 9.20
SP10080	1"	\$ 5.35





SCH40 PVC PIPE AND SOC FITTINGS

22603	1/2" PVC Pipe (10') Per Foot	\$ 2.05
22611	1" PVC Pipe (10') Per Foot	\$ 3.85
22616	1 1/2" PVC Pipe (10') Per Foot	\$ 4.95
22619	2" PVC Pipe (10') Per Foot	\$ 6.60
22630	3" PVC Pipe (20') Per Foot	\$ 13.60
22674	1 1/4" PVC Pipe (10') Per Foot	\$ 4.80
35409	1" Soc Cap	\$ 1.95
35410	1 1/4" Soc Cap	\$ 2.60
35411	1 1/2" Soc Cap	\$ 2.85
35412	2" Soc Cap	\$ 3.20
35450	1" Soc x Soc Coupling	\$ 1.85
35451	1 1/4" Soc x Soc Coupling	\$ 2.40
35452	1 1/2" Soc x Soc Coupling	\$ 2.60
35453	2" Soc x Soc Coupling	\$ 3.75
35483	1" Soc x Soc 45 Elbow	\$ 3.20
35484	1 1/4" Soc x Soc 45 Elbow	\$ 4.60
35485	1 1/2" Soc x Soc 45 Elbow	\$ 5.55
35486	2" Soc x Soc 45 Elbow	\$ 7.10
35521	1" Soc x Soc 90 Elbow	\$ 2.35
35522	1 1/4" Soc x Soc 90 Elbow	\$ 3.75
35523	1 1/2" Soc x Soc 90 Elbow	\$ 4.05
35524	2" Soc x Soc 90 Elbow	\$ 6.25
35548	1 1/2" Spig x Soc 90 Elbow	\$ 7.75
35549	2" Spig x Soc 90 Elbow	\$ 14.50
35561	1" FIP x Soc Adapter	\$ 1.95
35562	1 1/4" FIP x Soc Adapter	\$ 2.85
35563	1 1/2" FIP x Soc Adapter	\$ 3.15
35564	2" FIP x Soc Adapter	\$ 4.10
35581	1 1/4" FIP x Spig Adapter	\$ 3.50
35582	1 1/2" FIP x Spig Adapter	\$ 4.25
35583	2" FIP x Spig Adapter	\$ 6.25
35604	1" MIP x Soc Adapter	\$ 2.10
35605	1 1/4" MIP x Soc Adapter	\$ 2.40
35606	1 1/2" MIP x Soc Adapter	\$ 3.15
35607	2" MIP x Soc Adapter	\$ 4.10
35652	1 1/4" Spig x 1" Soc Bushing	\$ 2.85
35655	1 1/2" Spig x 1" Soc Bushing	\$ 2.85
35656	1 1/2" Spig x 1 1/4" Soc Bushing	\$ 2.85
35728	1 1/4" Spig x 1" FIP Bushing	\$ 4.25



2024



STANLEY PUMP SUPPLY LTD.
"Suppliers of Quality Water Well Products."

SCH40 PVC PIPE AND SOC FITTINGS

35760	1" Soc x 3/4" Soc Red Coupling	\$ 3.10
35762	1 1/2" Soc x 1 1/4" Soc Red Coupling	\$ 5.25
35777	1" Soc Tee	\$ 2.85
35778	1 1/4" Soc Tee	\$ 4.50
35779	1 1/2" Soc Tee	\$ 5.35
35780	2" Soc Tee	\$ 7.50
35793	1" x 1" x 1 1/2" Soc Red Tee	\$ 8.30
35802	1 1/2" x 1 1/2" x 1" Soc Red Tee	\$ 8.15
35803	1 1/2" x 1 1/2" x 1 1/4" Soc Red Tee	\$ 8.15
35902	1" Soc Union	\$ 11.35
35903	1 1/4" Soc Union	\$37.10
35904	1 1/2" Soc Union	\$38.90
35905	2" Soc Union	\$52.55
52278	3/4" Soc Ball Valve	\$16.20
52279	1" Soc Ball Valve	\$21.75
52280	1 1/4" Soc Ball Valve	\$28.90
52281	1 1/2" Soc Ball Valve	\$44.70
52282	2" Soc Ball Valve	\$57.70
74312	PVC Glue	\$24.55
74336	Primer	\$36.00
74340	Primer Clear 1/2 Pint	\$20.90
74346	Glue	\$32.85
74363	PVC Glue - Heavy	\$43.70
74393	PVC Glue - Wet/Dry	\$40.15

